



# BELLFLOWER HIGH SCHOOL

## Digital Athletic Clearance Procedures

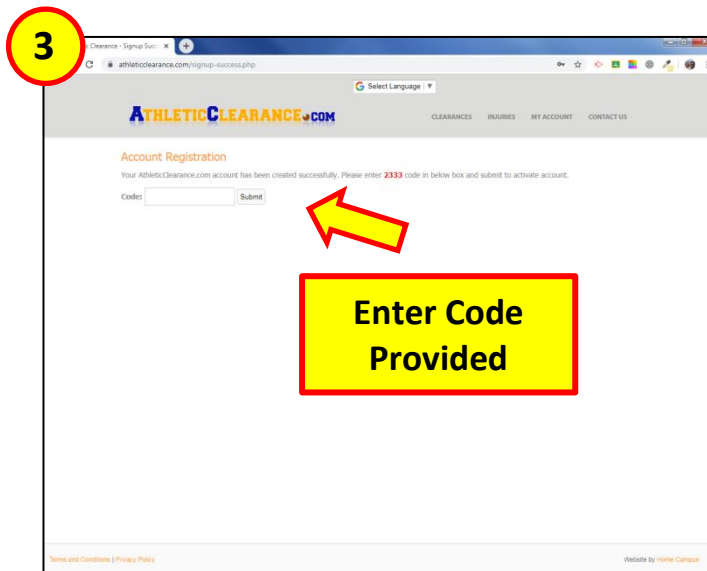
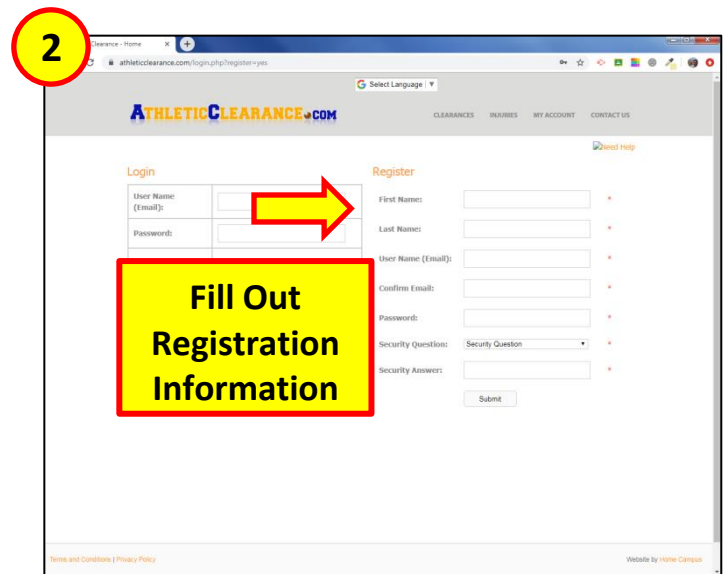
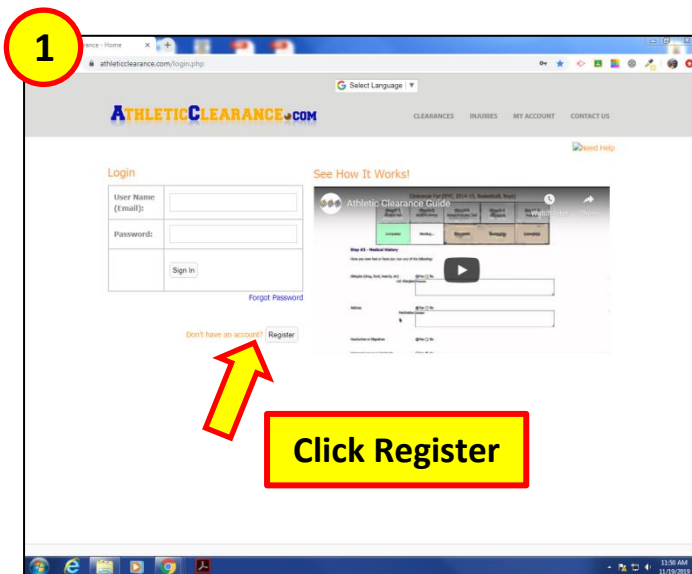


Bellflower High School is going DIGITAL with Athletic Clearance Packets. Please follow the procedures to complete athletic clearance for student athletes.

**Step 1:** Go to [www.athleticclearance.com](http://www.athleticclearance.com) – Then click on California.

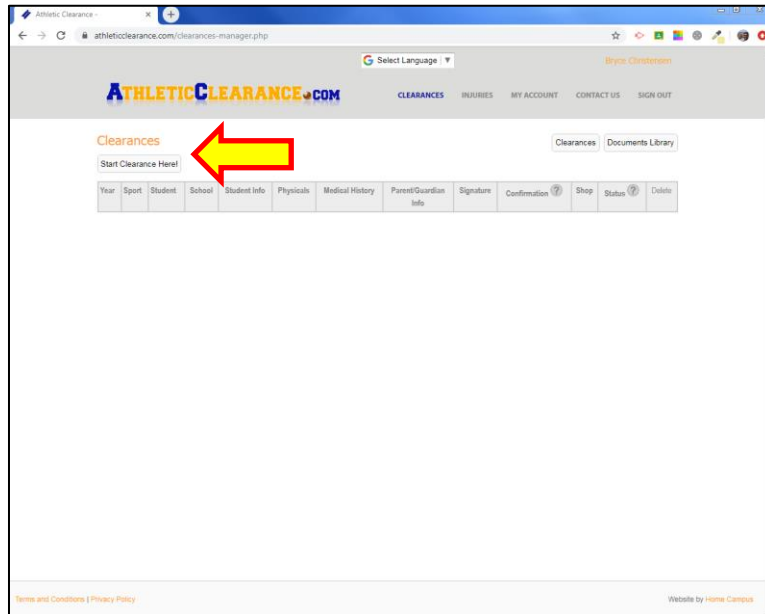
You may select a language of your preference at the top of the website.

**Step 2:** Click “Register” and follow the directions to create your account.



**\*\*Directions continued on reverse side.\*\***

**Step 3:** Once you have created your account, click on “Start Clearance Here!” and follow the on screen directions to complete the athletic clearance process.



**Step 4:** Be sure to download the school’s physical form and get it filled out by your doctor. You may also use your family doctor’s form, if available.

**Helpful Tip:** To upload the required forms, you can take a picture on your phone or scan and upload them.

Once completed, the packet will be reviewed by the Athletic Director and you will receive an email stating the status and/or approval of completion.

Please save your log-in information in a safe place or bookmark it on your device. All information entered on AthleticClearance.com will be saved and will be accessible for future use.

If you have questions, please e-mail:

Athletic Director – Bryce Christensen

[bchristensen@busd.k12.ca.us](mailto:bchristensen@busd.k12.ca.us)

Assistant Principal – Gil Castañeda

[gcastaneda@busd.k12.ca.us](mailto:gcastaneda@busd.k12.ca.us)

or call the Activities & Athletics Office  
at (562) 920-1801 Ext. 3011